



*Ranch panel, White paint, Clear II windows, decorative hardware*

**classic.  
stylish.  
efficient.**

**Wayne Dalton's Model 8500 is made with two layers of steel and polyurethane foam insulation in a variety of classic designs.**

#### PERFORMANCE FEATURES

- **Insulation**

Model 8500 comes with foamed-in-place polyurethane insulation with an R-value\* of 16.22. Insulation can improve your home's thermal efficiency, reduce street noise, and make the door operate more quietly.

- **Effective Joint Seals**

Snug-fitting tongue-and-groove section joints reduces wind and weather from entering the garage.

- **Heavy Gauge Steel End Caps**

Wrap-around end caps trim out door edges for better appearance, improved strength and protect the insulation from damage.

- **Silent Glide Rollers**

Nylon rollers with solid steel shafts provide years of smooth, quiet and dependable operation.

- **Windsafe®**

Available with optional hardware and reinforcement for high-wind regions.



- **Warranty**

Model 8500 offers a Limited Lifetime Warranty on the steel skin. See full text of warranty for details.

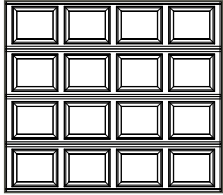


\*Wayne Dalton uses a calculated door section R-value for our insulated doors.

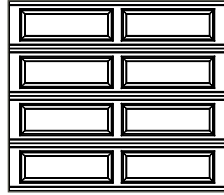
# Specifications

## Panel Designs


Steel panels are embossed with a wood-grain texture giving the look of genuine wood.



Colonial



Ranch



Sonoma



Contemporary

Available widths: 6', 8', 9', 10', 15', 16' and 18'.  
Available heights: 7', 8' and 9'.  
Note: 6' wide not available in 9' height.

## Colors

### Paint Finishes



White



Almond



Taupe



Brown



Black

### Textured Wood Grain Finishes

(Sonoma panel only)



Golden  
Oak



Mission  
Oak



Walnut

Actual colors may vary from brochure due to fluctuations in the printing process. Always request a color sample from your Dealer for accurate color matching.



Available with the TruChoice® Color System, Wayne Dalton's custom painting process that offers more than 6,000 colors. See dealer for details.

## Windows

Many decorative windows are available to enhance the look of your garage door. Here are just a few examples. Visit our website for full window offering for each panel style.



Cascade I



Cascade II



Stockton I



Stockton II




Waterton I



Williamsburg II

## Hardware

Additional hardware options are available. See website for complete line of decorative hardware.



Spear




Fleur-de-Lis



**Wayne Dalton**  
GARAGE DOORS™

2501 S. State Hwy 121 Bus., Ste 200  
Lewisville, TX 75067

[wayne-dalton.com](http://wayne-dalton.com)



Dealer Imprint Area