



www.wayne-dalton.com

# WayneGard Series

## QI Vertical Track Assembly

### Models: 9100/9600/9900

#### Installation Instructions Insert

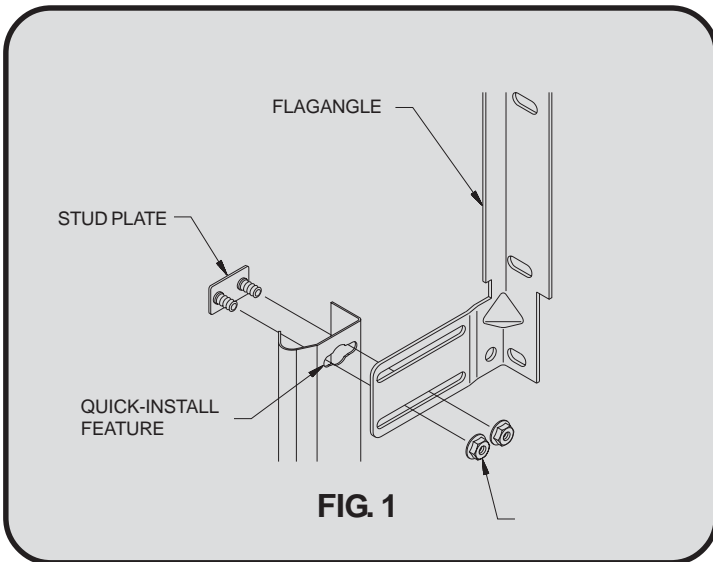
MT. HOPE / PENSACOLA PRODUCTION

Use this insert in conjunction with the installation manual provided with the door. Replace the corresponding steps in this insert with the steps in the installation manual. New jamb brackets for all door heights and for 8'0" 5 section doors, flagangle has changed.

### 8'0" 5 SECTION ONLY

#### 1 Attaching Adjustable Flagangle to Quick Install Vertical Track

Hand tighten the flagangle to the vertical track using a stud plate and (2) 1/4 - 20 flange hex nuts (see **Fig. 1**). Secure the flange nuts after flagangle spacing is complete (Steps 10A - 10B)



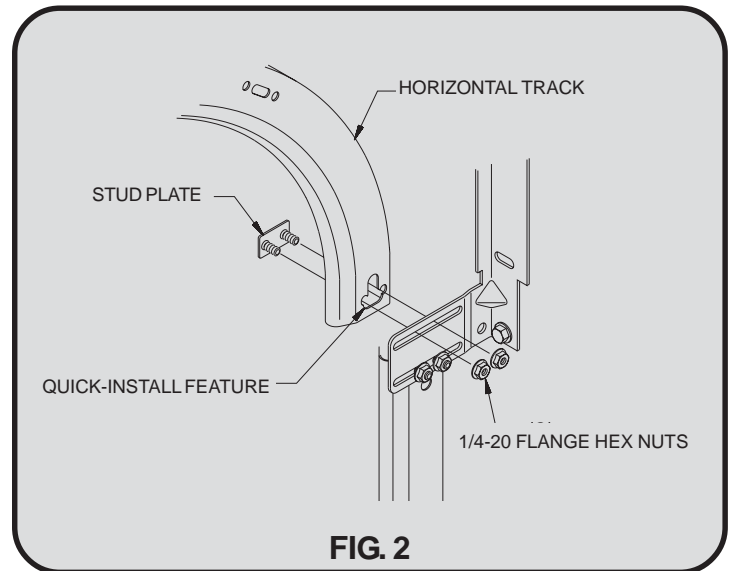
### 3 Installing the Q.I. Jamb Brackets

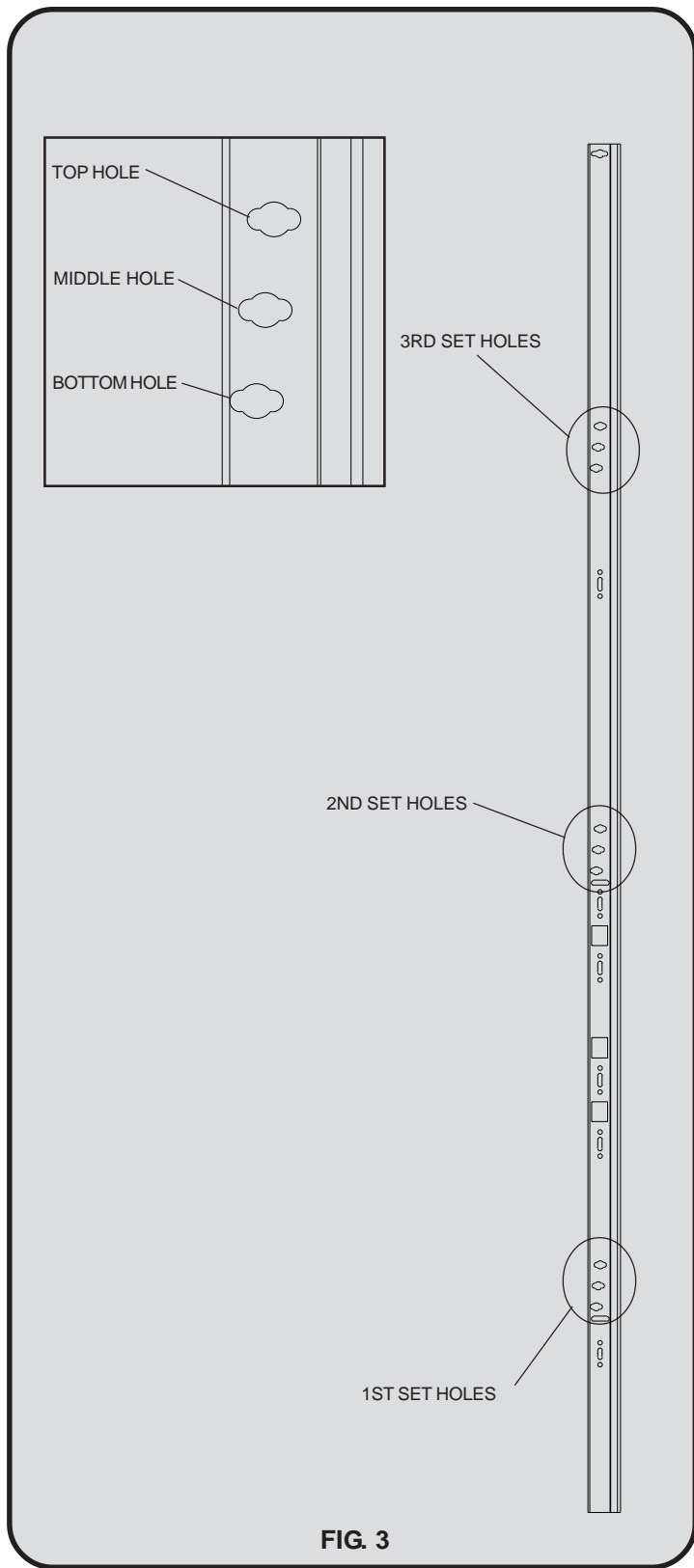
Measure the length of the vertical tracks. Using the jamb bracket schedule (located on reverse side), determine the placement of the jamb brackets for your door height and track type. Install the jamb brackets into the appropriate hole at their respective locations (see **Fig. 3** on reverse side).

### 8'0" 5 SECTION ONLY

#### 11 Attaching Adjustable Flagangle to Quick Install Horizontal Track

To install horizontal track, place the curved end over the top roller. Align the bottom of the horizontal track with the top of vertical track. Secure the track to the flagangle with (1) stud plate and (2) flange hex nuts (see **Fig. 2**). Continue **Step 11** in the main door installation manual provided with the door.





**FIG. 3**

**BMW QUICK INSTALL TRACK - STANDARD LIFT**

| DOOR HEIGHT                                  | 1ST SET      |          | 2ND SET      |          | 3RD SET        |          |
|--|--------------|----------|--------------|----------|----------------|----------|
|  | JAMB BRACKET | POSITION | JAMB BRACKET | POSITION | JAMB BRACKET   | POSITION |
| 6'0"<br>64" TRACK<br>(1626 mm)               | QIJB - 5     | MIDDLE   | QIJB - 6     | BOTTOM   | NOT APPLICABLE |          |
| 6'5"<br>69" TRACK<br>(1753 mm)               | QIJB - 3     | BOTTOM   | QIJB - 6     | MIDDLE   | NOT APPLICABLE |          |
| 6'8"<br>72" TRACK<br>(1829 mm)               | QIJB - 3     | BOTTOM   | QIJB - 6     | MIDDLE   | NOT APPLICABLE |          |
| 7'0"<br>76" TRACK<br>(1930 mm)               | QIJB - 3     | BOTTOM   | QIJB - 7     | TOP      | NOT APPLICABLE |          |
| 7'3"<br>79" TRACK<br>(2007 mm)               | QIJB - 3     | BOTTOM   | QIJB - 5     | BOTTOM   | QIJB - 6       | BOTTOM   |
| 7'6"<br>82" TRACK<br>(2083 mm)               | QIJB - 3     | BOTTOM   | QIJB - 5     | BOTTOM   | QIJB - 6       | BOTTOM   |
| 7'9"<br>85" TRACK<br>(2159 mm)               | QIJB - 3     | BOTTOM   | QIJB - 5     | BOTTOM   | QIJB - 6       | BOTTOM   |
| 8'0"<br>4 SECTIONS<br>88" TRACK<br>(2235 mm) | QIJB - 3     | MIDDLE   | QIJB - 6     | TOP      | QIJB - 7       | MIDDLE   |
| 8'0"<br>5 SECTIONS<br>88" TRACK<br>(2235)    | QIJB - 3     | BOTTOM   | QIJB - 7     | TOP      | QIJB - 8       | TOP      |

**BMW QUICK INSTALL TRACK - LHR**

| DOOR HEIGHT                                      | 1ST SET      |          | 2ND SET      |          | 3RD SET        |          |
|--|--------------|----------|--------------|----------|----------------|----------|
|  | JAMB BRACKET | POSITION | JAMB BRACKET | POSITION | JAMB BRACKET   | POSITION |
| 6'0"<br>57-3/4" TRACK<br>(1467 mm)               | QIJB - 5     | MIDDLE   | QIJB - 8     | TOP      | NOT APPLICABLE |          |
| 6'5"<br>62-3/4" TRACK<br>(1594 mm)               | QIJB - 3     | BOTTOM   | QIJB - 7     | MIDDLE   | NOT APPLICABLE |          |
| 6'8"<br>66" TRACK<br>(1676 mm)                   | QIJB - 3     | BOTTOM   | QIJB - 6     | MIDDLE   | NOT APPLICABLE |          |
| 7'0"<br>69-1/2" TRACK<br>(1765 mm)               | QIJB - 3     | BOTTOM   | QIJB - 6     | MIDDLE   | NOT APPLICABLE |          |
| 7'3"<br>72-1/2" TRACK<br>(1842 mm)               | QIJB - 3     | BOTTOM   | QIJB - 7     | TOP      | QIJB - 8       | TOP      |
| 7'6"<br>75-1/2" TRACK<br>(1918 mm)               | QIJB - 3     | BOTTOM   | QIJB - 7     | TOP      | QIJB - 8       | TOP      |
| 7'9"<br>78-1/2" TRACK<br>(1994 mm)               | QIJB - 3     | BOTTOM   | QIJB - 7     | TOP      | QIJB - 8       | TOP      |
| 8'0"<br>4 SECTIONS<br>81-1/2" TRACK<br>(2070 mm) | QIJB - 3     | BOTTOM   | QIJB - 7     | TOP      | QIJB - 8       | TOP      |
| 8'0"<br>5 SECTIONS<br>82" TRACK<br>(2083)        | QIJB - 3     | BOTTOM   | QIJB - 7     | TOP      | QIJB - 8       | TOP      |